



NadieMeLlamaGallina.com

Porque Yo Lo Reparo

Step by step tutorial: of Meizu M8c Push buttons

For this tutorial you will need the following spared parts and tools that you cant get at our online store Impextrom.com
Click on a tool for visit the website.



BK-7275 (A Version)
5 in 1 screwdriver

6,41 €



Opening tool
Smartphone, tablet

2,19 €

Step 1 - Opening

Remove from the bottom the 2 Pentalobe screws (TS1) that hold the housing, and separate it with the opening tool.








Step 2 - Remove superior shield

Remove the 5 Phillips screws (PH # 00) that hold the shield, and remove it with the opening tool.



Step 3 - Drop connections from the motherboard

With the tongs remove the protective adhesives from the connection and release it with the opening tool.



Step 4 - Remove pushbutton

With the tongs remove the push buttons.

